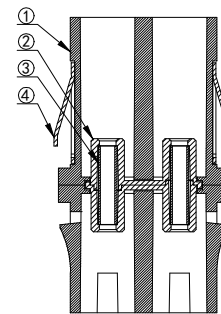
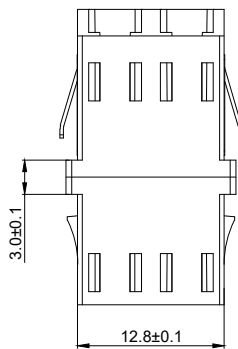
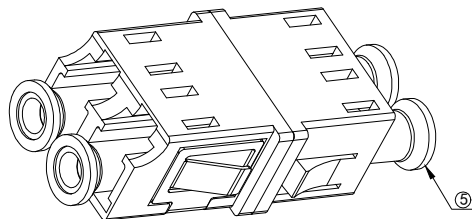
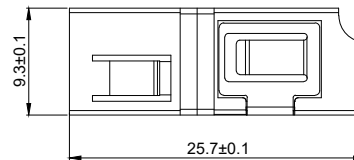
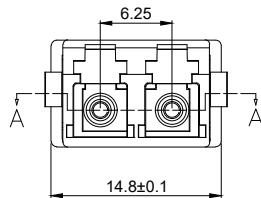
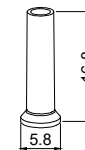


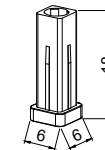
No.	PART NAME	QTY	MATERIAL
1	HOUSING	2	PC/ABS
2	SLEEVE HOLDER	2	PBT
3	SLEEVE	2	ZIRCONIA
4	CLIP	1	SUS304
5	CAPS(FLO1)	4	PP



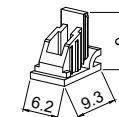
SECTION A-A



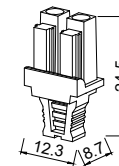
MATERIA: PP
K3.FLO1.0606



MATERIA: TPEE
K3.FLO2.0616



MATERIA: TPE OR TPV
K3.FLO3.0607



MATERIA: TPEE
K3.FLO5.0608

OPTIONAL ATTACHMENT

TECHNICAL REQUIREMENT:

- 1.COMPLIES WITH IEC 61754-20 AND TIA-604-10 STANDARDS
- 2.COMPLIES WITH IEC 61753-1 CATEGORY (C)
- 3.COMPLIES WITH RDHS , REACH REQUIREMENTS

NOTES
1.ALL DIMENSIONS WITHOUT TOLERANCE ARE FOR REFERENCE ONLY.

2.DUST CAPS ARE SHOWN IN ISOMETRIC VIEWS ONLY.

DIMENSION UNITS	SCALE	CURRENT REV DESC:	
MM	1:1		
GENERAL TOLERANCES (UNLESS SPECIFIED)			
ANGULAR TOL ± °			
X	± 0.2	DRWN: JHK	2024/01/12
X.X	± 0.1	CHK'D: CHENEY	2024/01/20
X.XX	± 0.05	APPR: JACK	2024/05/24
X.XXX	± 0.003	INITIAL REVISION:	
X°	± 2°	DRWN: CHENEY	2011/01/12
X.X°	± 1°	APPR: JACK	2011/02/24
DRAFT WHERE APPLICABLE MUST REMAIN WITHIN DIMENSIONS		THIRD ANGLE PROJECTION	DRAWING A-SIZE
		CUSTOMER 0110	



LC DUPLEX ADAPTER-WITHOUT FLANGE-(ASYMMETRIC)
(WELDING)

PRODUCT DRAWING

DOCUMENT NUMBER	DOC TYPE	DOC PART	DREVISION
K2.LC.202YF0/11.0110	PDF	A001	A/2

MATERIAL NUMBER	CUSTOMER	SHEET NUMBER
SEE TABLE	GENERAL MARKET	1 OF 1