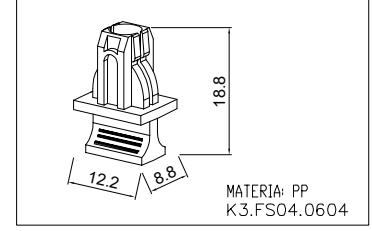
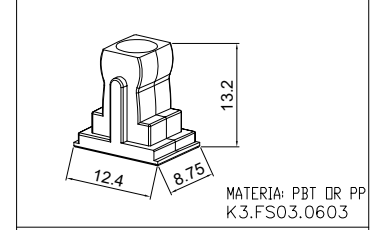
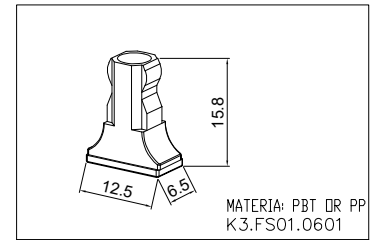
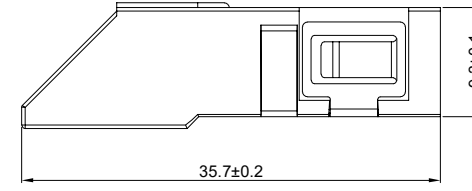
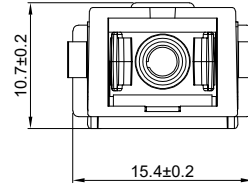
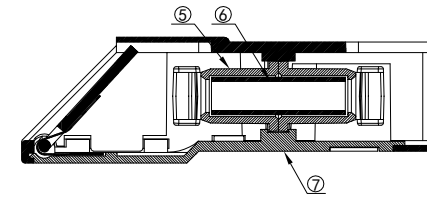
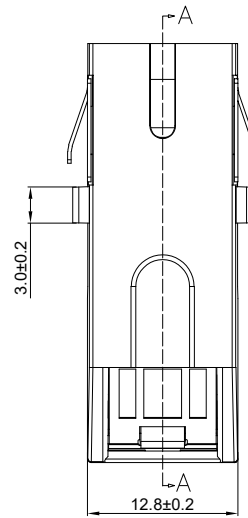
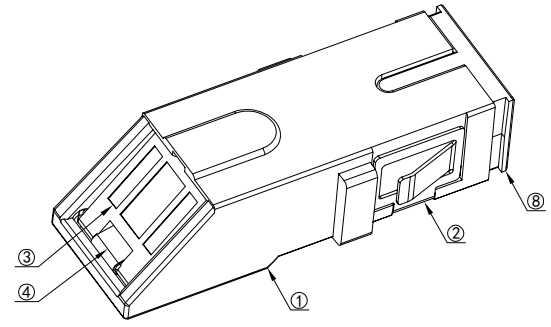


No.	PART NAME	QTY	MATERIAL
1	HOUSING	1	PC/ABS
2	CLIP	1	SUS304
3	SHUTTER	1	PC/ABS
4	TORSION SPRING	1	SUS304
5	SLEEVE HOLDER	2	PBT
6	SLEEVE	1	ZIRCONIA
7	BOTTOM CAP	1	PC/ABS
8	CAPS	1	PBT



OPTIONAL ATTACHMENT



SECTION A-A

- TECHNICAL REQUIREMENT:
 1.COMPLIES WITH IEC 61754-4 AND TIA-604-3
 2.COMPLIES WITH IEC-60874-14-3 AND IEC-60874-14-4
 3.COMPLIES WITH IEC 61753-1 CATEGORY (C)
 4.COMPLIES WITH ROHS, REACH REQUIREMENTS

NOTES
 1.ALL DIMENSIONS WITHOUT TOLERANCE ARE FOR REFERENCE ONLY.
 2.DUST CAPS ARE SHOWN IN ISOMETRIC VIEWS ONLY.

DIMENSION UNITS	SCALE	CURRENT REV DESC:	
MM	1:1		
GENERAL TOLERANCES (UNLESS SPECIFIED)			
ANGULAR TOL ± °			
X	± 0.2	DRWN: JHK	2024/05/25
X.X	± 0.1	CHK'D: CHENEY	2024/05/26
X.XX	± 0.05	APPR: JACK	2024/06/03
X.XXX	± 0.003	INITIAL REVISION:	
X°	± 2°	DRWN: CHENEY	2012/03/11
X.X°	± 1°	APPR: JACK	2011/03/26
DRAFT WHERE APPLICABLE MUST REMAIN WITHIN DIMENSIONS		THIRD ANGLE PROJECTION	DRAWING CUSTOMER
			A-SIZE 00391



SC SIMPLEX ADAPTER-WITHOUT FLANGE (INTERNAL SHUTTER)-(NON WELDING)

PRODUCT DRAWING

DOCUMENT NUMBER	DOC TYPE	DOC PART	DREVISION
K2.SC1NF 40.00391	PDF	M001	A/2
MATERIAL NUMBER	CUSTOMER	SHEET NUMBER	
SEE TABLE	GENERAL MARKET	1 OF 1	