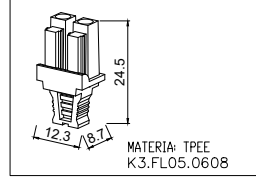
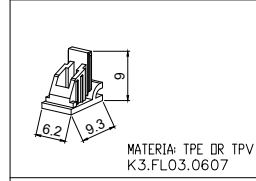
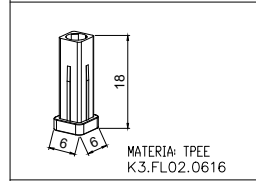
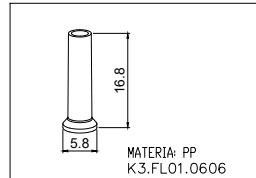
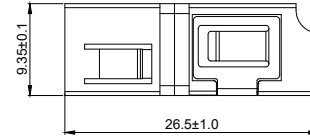
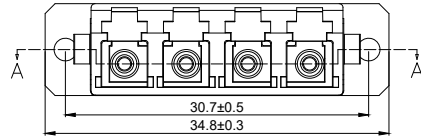
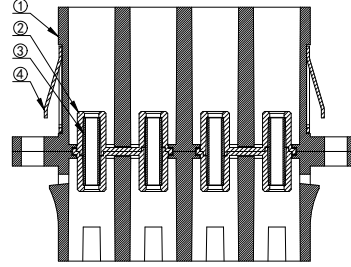
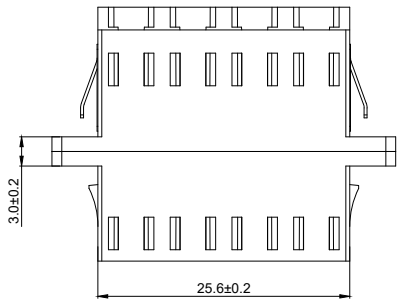
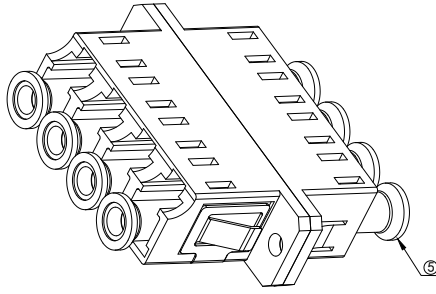


No.	PART NAME	QTY	MATERIAL
1	HOUSING	2	PC/ABS
2	SLEEVE HOLDER	4	PBT
3	SLEEVE	4	ZIRCONIA
4	CLIP	1	SUS304
5	CAPS(FL01)	8	PP



OPTIONAL ATTACHMENT



SECTION A-A

TECHNICAL REQUIREMENT :
 1.COMPLIES WITH IEC 61754-20 AND TIA-604-10 STANDARDS
 2.COMPLIES WITH IEC 61753-1 CATEGORY (C)
 3.COMPLIES WITH ROHS , REACH REQUIREMENTS

NOTES
 1.ALL DIMENSIONS WITHOUT TOLERANCE ARE FOR REFERENCE ONLY.
 2.DUST CAPS ARE SHOWN IN ISOMETRIC VIEWS ONLY.

DIMENSION UNITS	SCALE	CURRENT REV DESC:	
MM	1:1		
GENERAL TOLERANCES (UNLESS SPECIFIED)			
ANGULAR TOL. ±			
X	± 0.2	DRWN: JHK	2024/05/03
X.X	± 0.1	CHK'D: CHENEY	2024/08/20
X.XX	± 0.05	APPR: JACK	2024/12/27
X.XXX	± 0.003	INITIAL REVISION:	
X°	± 2°	DRWN: CHENEY	2011/05/12
X.X°	± 1°	APPR: JACK	2015/05/19



LC QUAD ADAPTER-WITH FLANGE-(ASYMMETRIC)-(WELDING)

PRODUCT DRAWING

DOCUMENT NUMBER	DOC TYPE	DOC PART	REVISION
K2.LC.402YF11.01500	PDF	A001	A/2

DRAFT WHERE APPLICABLE MUST REMAIN WITHIN DIMENSIONS	THIRD ANGLE PROJECTION	DRAWING	CUSTOMER	MATERIAL NUMBER	CUSTOMER	SHEET NUMBER
		A-SIZE	01500	SEE TABLE	GENERAL MARKET	1 OF 1